



eKids: At home with your family Sun 2nd August

Matthew 16:1-12 (Good News Translation)

Matthew 16:1-12

1 Some Pharisees and Sadducees who came to Jesus wanted to trap him, so they asked him to perform a miracle for them, to show that God approved of him. **2** But Jesus answered, “When the sun is setting, you say, ‘We are going to have fine weather, because the sky is red.’ **3** And early in the morning you say, ‘It is going to rain, because the sky is red and dark.’ You can predict the weather by looking at the sky, but you cannot interpret the signs concerning these times! **4** How evil and godless are the people of this day! You ask me for a miracle? No! The only miracle you will be given is the miracle of Jonah.”

So he left them and went away.

5 When the disciples crossed over to the other side of the lake, they forgot to take any bread. **6** Jesus said to them, “Take care; be on your guard against the yeast of the Pharisees and Sadducees.”

7 They started discussing among themselves, “He says this because we didn’t bring any bread.”

8 Jesus knew what they were saying, so he asked them, “Why are you discussing among yourselves about not having any bread? What little faith you have! **9** Don’t you understand yet? Don’t you remember when I broke the five loaves for the five thousand men? How many baskets did you fill? **10** And what about the seven loaves for the four thousand men? How many baskets did you fill? **11** How is it that you don’t understand that I was not talking to you about bread? Guard yourselves from the yeast of the Pharisees and Sadducees!”

12 Then the disciples understood that he was not warning them to guard themselves from the yeast used in bread but from the teaching of the Pharisees and Sadducees.

Understanding the story

It’s a tricky passage with lots to delve into – the theme for the main service is “The Shadow of Hypocrisy”. For eKids I’ll be focusing on the outward appearance of the Pharisees and Sadducees verses what’s going on inside their hearts.

This story comes after Jesus has just miraculously fed over 4000 people (and 5000 people just 2 chapters ago!), AND after we hear about a Canaanite (non-Jewish) woman who Jesus says has “great faith”.

Now we see Jewish leaders and scholars; men who were respected and who looked very godly on the outside, come to Jesus to test him!

ALL they want it for Jesus to perform a miracle....then they’ll believe who he is. Jesus knows this isn’t true, apart from knowing their hearts he has performed MANY miracles already, what more proof do they need? Jesus talking about the weather is him saying “you’re happy to look at the sky and say what the weather will be but how can you be so blind to the signs I’VE been showing you?”

The answer is that they aren’t looking for proof. They **look like** godly men but they **aren’t prepared to accept** Jesus as their Lord and King.

The next part of the story takes Jesus back to the disciples. Jesus wants to warn them about the Pharisees and Sadducees. “Watch out for their yeast!” After setting the disciples straight about bread, Jesus explains that they are to watch out for what the Pharisees and Sadducees are teaching, and their attitudes to Jesus.

a. How amazing Jesus is 🍌

Jesus knows the hearts of those he meets. He is incredibly patient with his disciples! (v11)

b. Jesus a thumbs up 👍

Not much thumbs up in this passage, but at least the disciples finally listen and understand!

c. Jesus a thumbs down 👎

The Pharisees and the Sadducees come to test Jesus, not to listen to him.

Re-telling the story

The Pharisees and Sadducees, who were very well-respected Jewish leaders came to Jesus, asking for him to show them a miracle or sign to prove himself. These men looked very godly and righteous on the outside, but Jesus knew their hearts and their motives. He points out how ridiculous it is that they can predict the weather by looking at the sky from one day to the next, but then they fail to notice and respond to the signs that have already been shown. (Remember the feeding of 1000's of people, healings, driving out demons, making the lame walk?!).

Jesus leaves them and meets up with his disciples to cross the lake and begins to warn them about the “yeast” of the Pharisees – meaning that they need to be on guard against what they teach and say.

The disciples don't have any bread so talk about yeast makes them think about their tummies!!

No! No! No! Bread isn't an issue here – Jesus reminds them about feeding over 5000 people in one sitting, and then again 4000 people in another – there was plenty left over...

Be careful, warns Jesus. Be careful who and what you listen to and what you think.

Pebbles & Rocks

This passage shows us how **amazing Jesus** is as he sees and understands people's hearts. He sees through the “godly” outside shell of the Pharisees and Sadducees and knows that they don't want him as King. The craft will help remind you that although something looks good on the outside it what's inside that matters! It's **amazing that Jesus** is the one who can change **our insides!** 😊

Boulders

You might want to talk about the Pharisees and their demand for a sign or miracle. Have a think about whether it was reasonable or not! There have been many miracles so far, why the need for one more?

I was thinking about a silly illustration using Joe Wicks. He's just done 17 weeks of exercise online. Imagine we messaged him to say, “I'm still not sure that you can do 10 star-jumps. Can you send me a video of you doing them to prove you can?”

Prayer

Ask God to help us to trust His Word, the bible.

Say sorry for the times when we find that difficult, or don't want to listen.

Thank God that Jesus sees who we are on the inside **and** can change us.

Activities

Codebreaker: 2 codebreakers. Both the same message, one easier than the other.

Wordsearch or Word Scramble: wordsearch on this document, word scramble is pdf. (similar words)

Craft: You can make the lift-the-flap treasure chest and shoebox. Showing that what's on the outside doesn't always reveal what's on the inside. (See sheets for instructions)

Crack the Code! (Easier version)

A	B	C	D	E	F	G	H	I	J	K	L	M	N	O	P	Q	R	S	T	U	V	W	X	Y	Z
9	20	21	15	26	23	4	2	8	3	10	25	22	5	11	1	7	19	13	24	12	6	14	18	16	17

_____ _____ _____ _____ _____
 4 12 9 19 15 16 11 12 19 13 26 25 6 26 13 23 19 11 22 24 2 26

_____ _____ _____ _____ _____ _____ _____
 16 26 9 13 24 11 23 24 2 26 1 2 9 19 8 13 26 26 13 9 5 15

_____ _____ _____ _____ _____
 13 9 15 15 12 21 26 26 13

Directions:

This puzzle is called a Cryptogram. At the top there is a KEY that lists all the letters from A to Z with a box below. Each of the letters has a corresponding number.

The bottom part contains a phrase. Each of the blanks has a number underneath it. Fill in the letters that correspond to the numbers below the blanks to solve the phrase.

Crack the Code! (Harder version)

A	B	C	D	E	F	G	H	I	J	K	L	M	N	O	P	Q	R	S	T	U	V	W	X	Y	Z
9				26														13							

___ ___ A ___ ___ ___ ___ ___ ___ S E ___ ___ E S ___ ___ ___ ___ ___ ___ E
 4 12 9 19 15 16 11 12 19 13 26 25 6 26 13 23 19 11 22 24 2 26

___ E A S ___ ___ ___ ___ ___ E ___ ___ A ___ ___ S E E S A ___ ___
 16 26 9 13 24 11 23 24 2 26 1 2 9 19 8 13 26 26 13 9 5 15

S A ___ ___ ___ ___ E E S
 13 9 15 15 12 21 26 26 13

Directions:

This puzzle is called a Cryptogram. At the top there is a KEY that lists all the letters from A to Z with a box below. Each of the letters has a corresponding number.

The bottom part contains a phrase. Each of the blanks has a number underneath it. Fill in the letters that correspond to the numbers below the blanks to solve the phrase.


Matthew 16 Wordsearch

I W A T C H O U T H S D U P U
M E L C A R I M M D U L B H C
P G E K A L K K Q I O H W A K
R S E E C U D D A S I T V R U
E T A W E S H N S N G I S I X
S J H J A M T E N R I H F S G
S Y M O Q R L E E J L W S E K
I W E I U P N H K B E T Q E Y
V B Y A I S T I M S R S F S O
E S K C S A A N N A A E U I R
T E S T E T X N E G O B A S F
N I D W X E D H D Y V T U D C
D T E A C H I N G S F A I T H
E M I L L Y T I H X I M M Q L
N L S N J P M Z B O M M P J J

BASKETS
BREAD
DISCIPLES
FAITH
HEARTS
IMPRESSIVE
JESUS

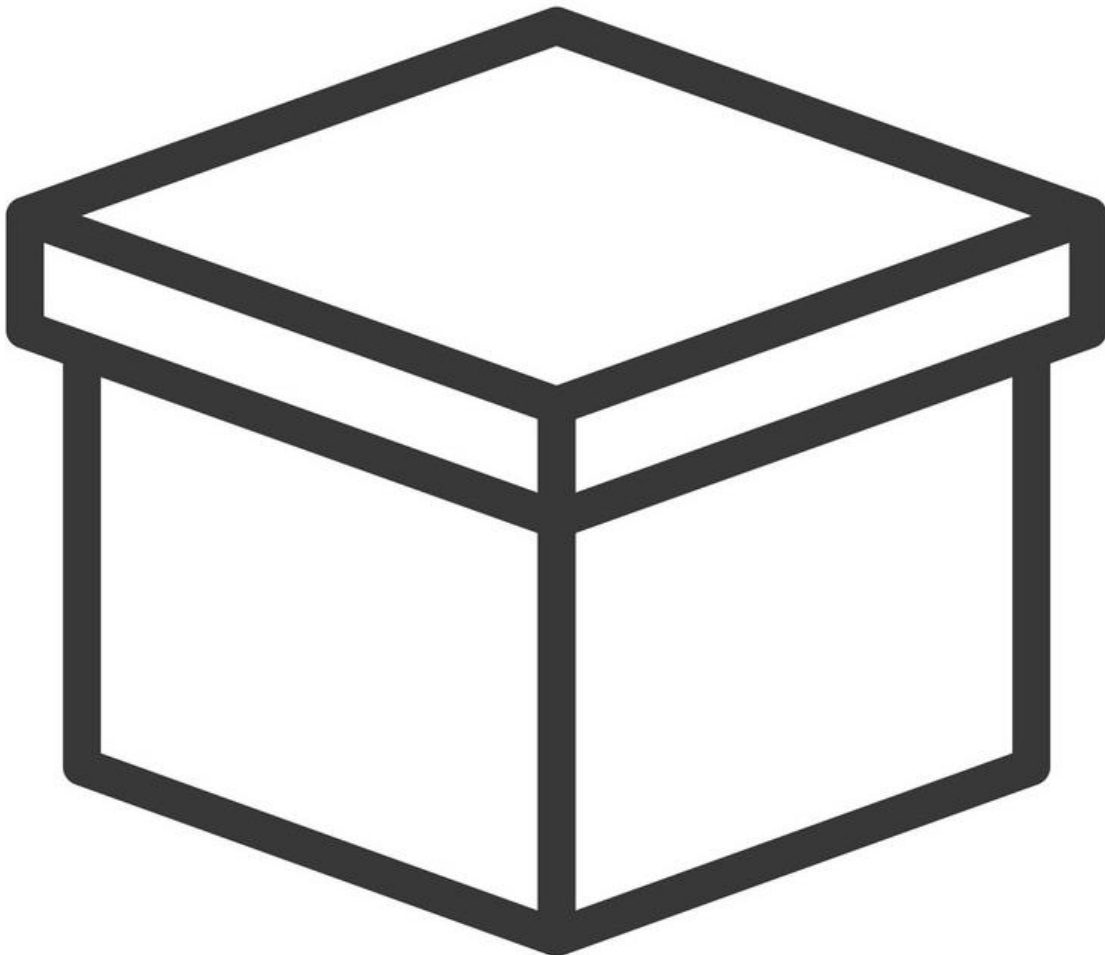
LAKE
MIRACLE
PHARISEES
RELIGIOUS
SADDUCEES
SIGN
SKY

TEACHING
TEST
THOUSANDS
WARNING
WEATHER
YEAST

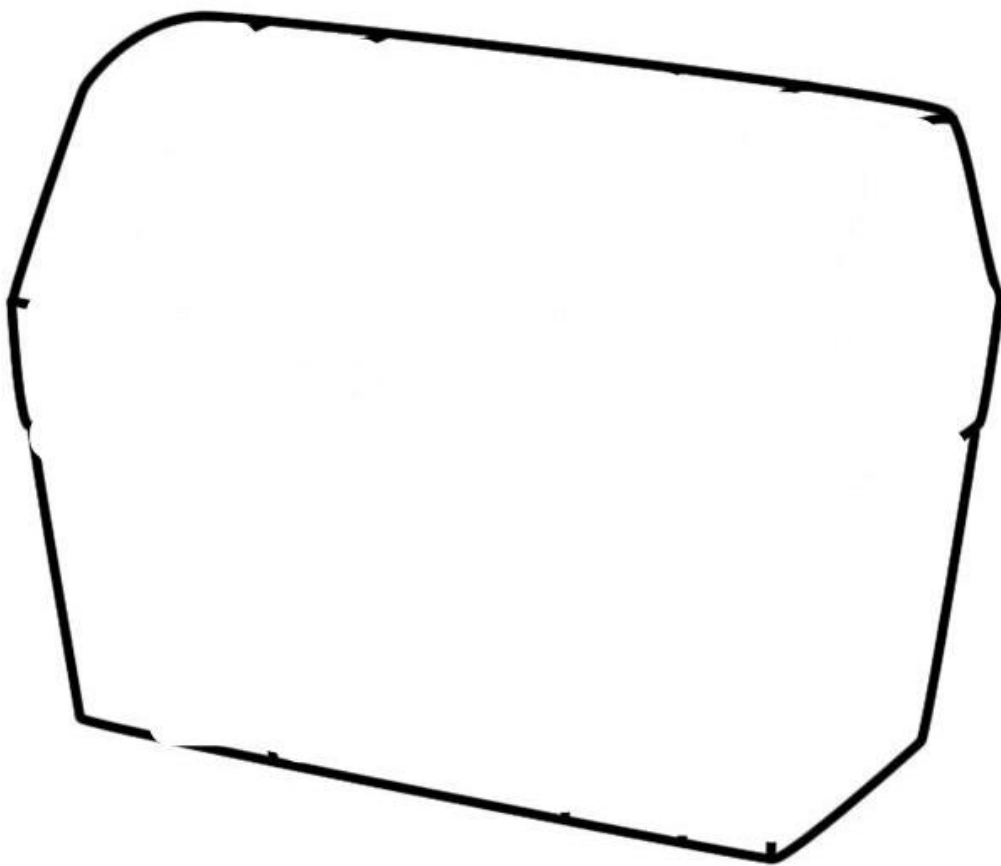


Cut here

Cut here



Glue

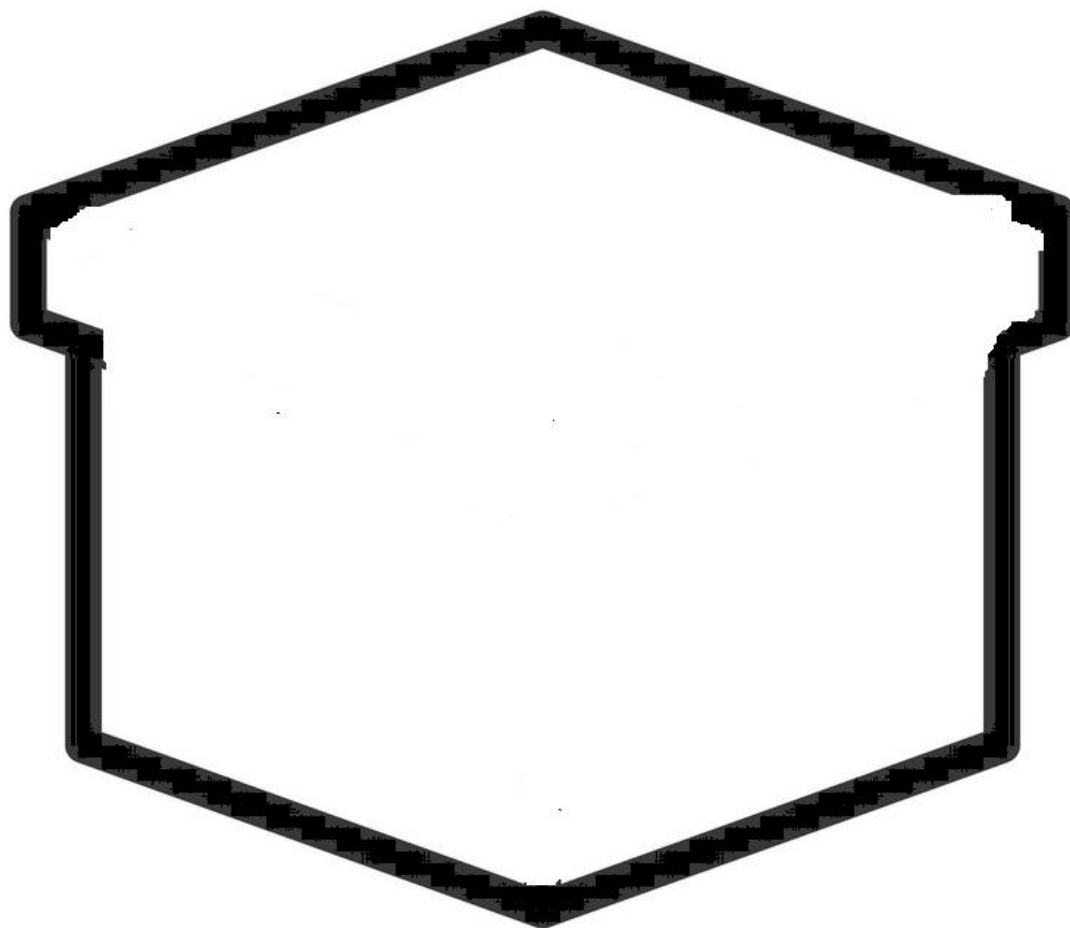


Glue

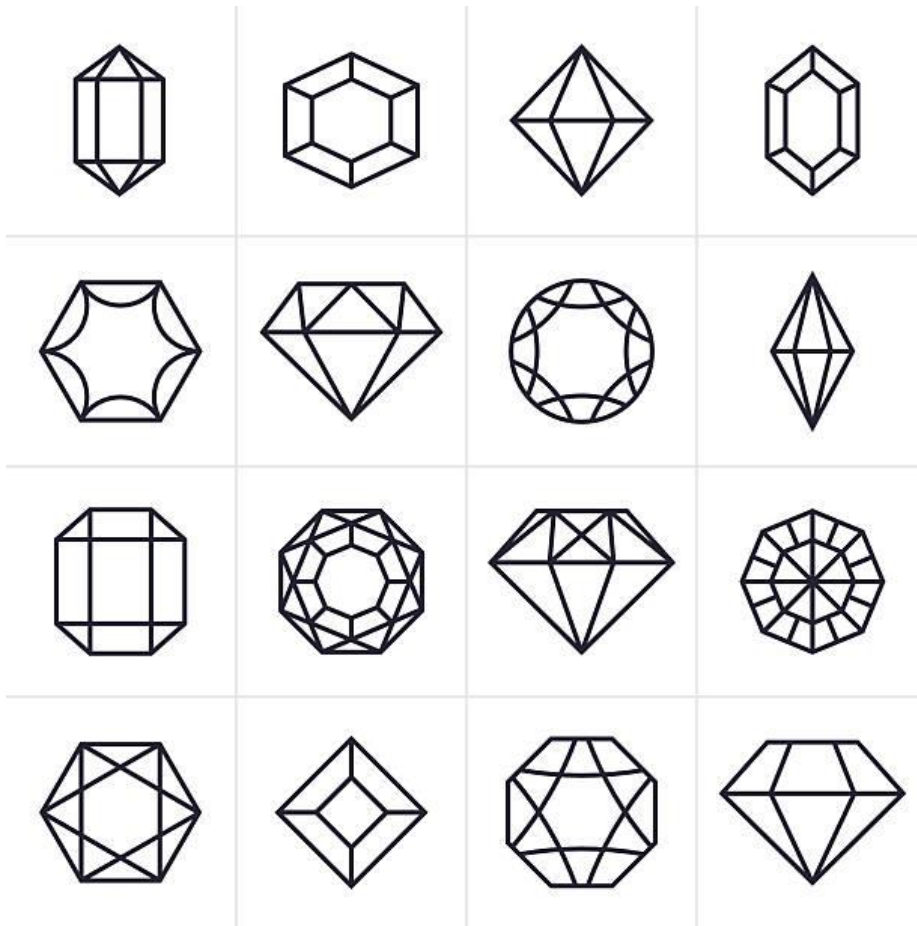
Cut here

Cut here

Glue



Glue



- A) On **sheet no. 2** don't put anything in the top "treasure" box. In the second "normal" box decorate to your hearts content.
- B) You can cut and stick the gems (from this page) in it, colour it in, stick shiny things in it (foil etc). Make it look full and awesome!
- C) You can then cut the pages in half.
- D) Glue the page 1 onto the page 2, so that when you lift up page 1 you see what's really inside!