

E-Kids Sunday 24th January 2021

Mark 1:14-20 (Good News Translation)

Jesus Calls Four Fishermen

¹⁴ After John had been put in prison, Jesus went to Galilee and preached the Good News from God. ¹⁵ **“The right time has come,” he said, “and the Kingdom of God is near! Turn away from your sins and believe the Good News!”**

¹⁶ As Jesus walked along the shore of Lake Galilee, he saw two fishermen, Simon and his brother Andrew, catching fish with a net. ¹⁷ **Jesus said to them, “Come with me, and I will teach you to catch people.”** ¹⁸ At once they left their nets and went with him.

¹⁹ He went a little farther on and saw two other brothers, James and John, the sons of Zebedee. They were in their boat getting their nets ready. ²⁰ As soon as Jesus saw them, he called them; they left their father Zebedee in the boat with the hired men and went with Jesus.

What does it mean?

- In verses 14 and 15 Jesus announces the arrival of the Kingdom of God, and what people should do about this – “Repent and believe.”
- In verses 16 – 20 the right response to this good news is shown by the fishermen – they drop everything and follow Jesus.
- What is the Kingdom of God? - The kingdom of God is God’s presence on earth – where God is in charge; it is near because Jesus Christ, the king of the kingdom, is walking amongst them. Jesus said the kingdom of God had appeared in him; that God had brought the kingdom of God to earth through him.
- 'Repent' means to turn around, stop going our own way and start going Jesus’ way. To 'believe' the gospel is to trust that the king (Jesus) has arrived and by trusting him, we become part of the kingdom.
- We should follow the disciples’ example and obey Jesus’ command to follow, giving everything up for him.
- Jesus promises to teach the disciples to ‘fish for people’ – to call other people to follow him too.

Prayer

Dear Lord, thank you for the Good News of Jesus coming to save all people from their sins, so that we can be friends with you. Please help us to be like the disciples and follow you, even if that is hard. Help us to tell our friends so they can follow you too. Amen.

Activities

Pebbles / Rocks / Boulders

- Fishy activities
- Word search / colouring
- Fishing craft
- Memory verse (TnT sheet B)

Boulders / Riprap

- TnT activity sheets C / D
- Origami fish
- Memory verse (TnT sheet B)

****Contact toni.davies@bramcote.church for the TnT activity sheets if you are accessing these resources from the website.****

Memory Verse

Mark 1:15

“The right time has come... the Kingdom of God is near! Turn away from your sins and believe the Good News!”


- Memory verse game...
- Print the memory verse pictures on TnT activity sheet B (attached to the email), which represent the keywords in the memory verse –
 - clock (for time)
 - crown (kingdom of God)
 - u-turn sign (repent)
 - thumbs up (believe)
 - newspaper (good news)
- Cut out and colour the pictures.
- Read the memory verse and encourage your child to put the pictures in the right order. See if they can repeat the memory verse just using the pictures.

Find two fish the same



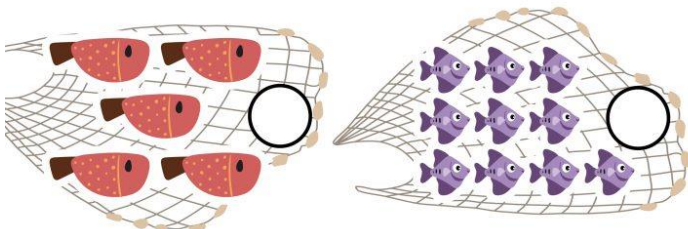
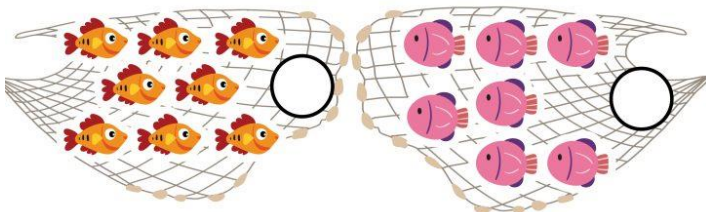
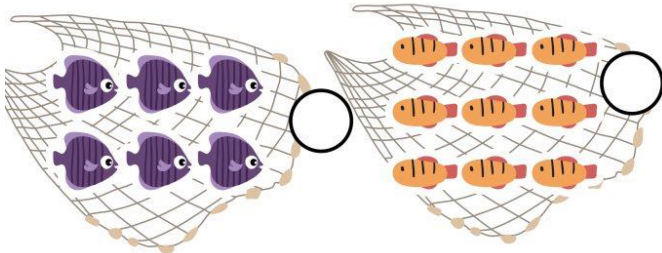
© 2020 truewaykids.com

Catch the fish



© 2020 truewaykids.com

Count how many fish are in each net




© 2020 truewaykids.com

Matching pairs game

For best results, glue some coloured paper onto the back before cutting so that you cannot see through the card / paper. Turn cards upside down. Take turns to turn two cards over at a time. If the cards match, the player gets to keep them.

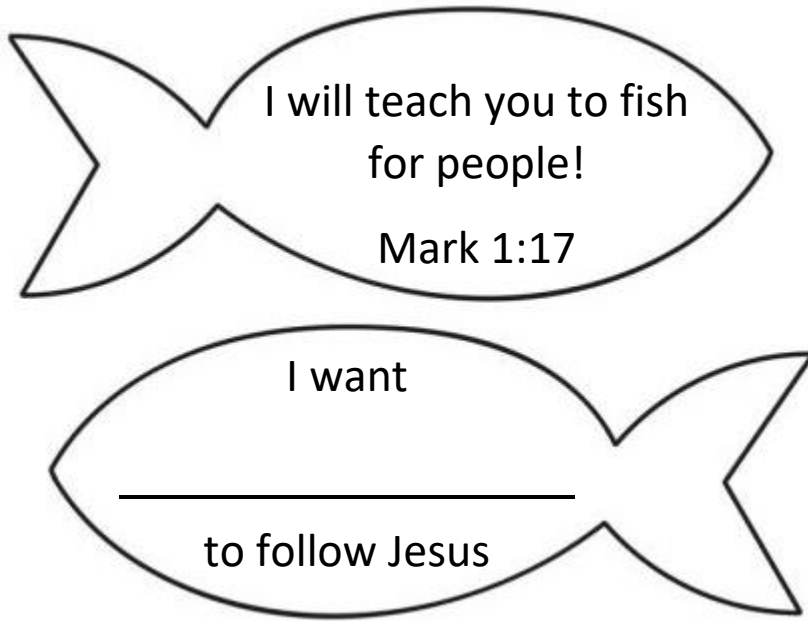
For older children, you could print two copies and play 'Go Fish' search online for instructions



© 2020 truewaykids.com

Fishing line craft

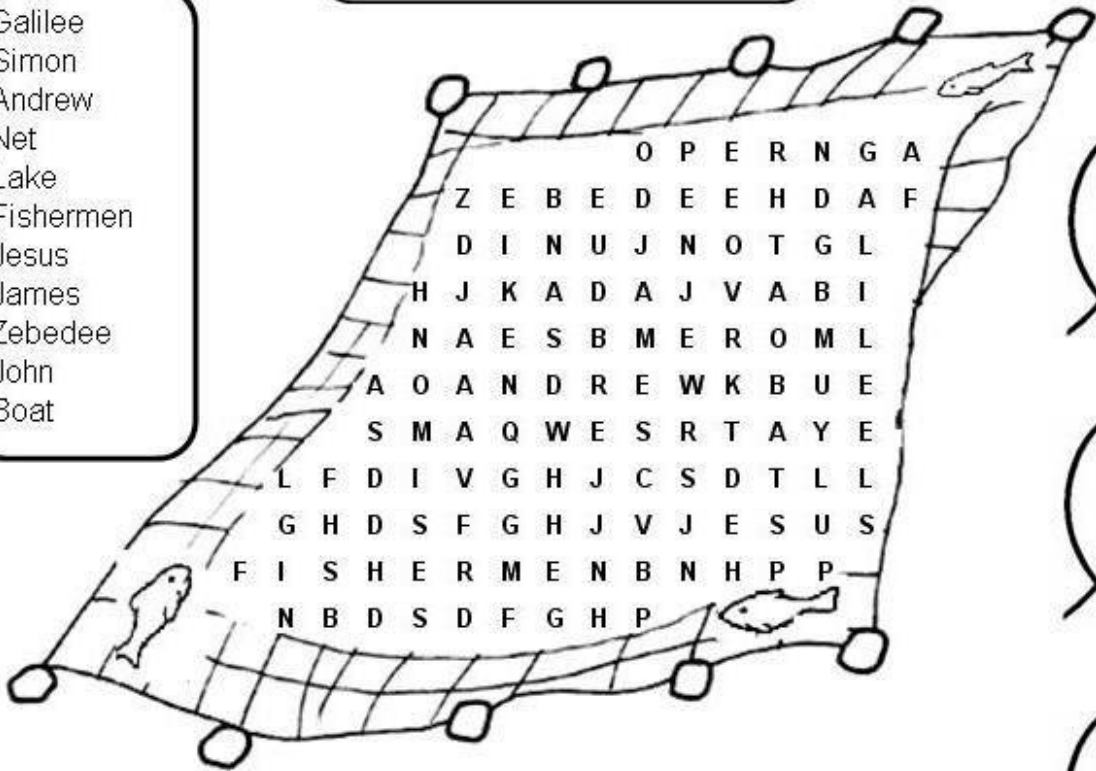
1. Cut out and decorate the fish – you could use pens/pencils/sequins/glitter/paint...!
2. Write a name on the back of a friend who doesn't yet know Jesus, who you could pray for.
3. Stick a length of string or wool to the end of a pencil or stick, and to the nose of the fish.



The calling of the first disciples

(Mark 1, 16:20)

Galilee
Simon
Andrew
Net
Lake
Fishermen
Jesus
James
Zebedee
John
Boat















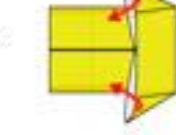
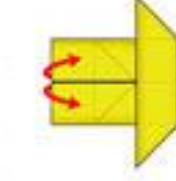
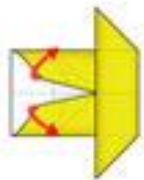
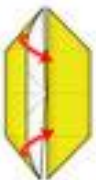











Come after me
and I will make
you into fishers
of people.



Find the
hidden
words

www.biblekids.e

Origami Fish instructions

- 1  Fold in half vertically
- 2  Open
- 3  Fold in half horizontally
- 4  Open
- 5  Fold along the dotted line in the left side
- 6  Fold along the dotted line in the right
- 7  Fold along the bottom dotted line
- 8  Fold along the top dotted line
- 9  Open the top flap
- 10  Open the bottom flap
- 11  Fold the flaps along the central dotted line
- 12  Bring it up to reach the central horizontal dotted line
- 13  Flatten that part
- 14  Fold the flaps along the dotted lines
- 15  Bring it down to reach the edge of the bottom flap
- 16  Flatten
- 17  Rotate it to align vertically
- 18  Fold the right tip up
- 19  Fold it along the dotted line
- 20  Fold it down
- 21  Fold the top right tip down
- 22  Fold it along the dotted line
- 23  Fold it up
- 24  Fold it along the dotted line
- 25  Fold the lower part along the dotted line
- 26  Flip the structure
- 27  Draw an eye